



Model shown : frame ML15, center S16



Excelbois
Cabinet Doors and Components

> WOOD SPECIES



> Maple



> Birch



> Cherry



> Knotty pine



> Walnut



> Poplar



> White ash



> MDF

> TECHNICAL SPECIFICATIONS

Minimum requirements for door width and drawer height

| PANEL | RAIL 1 $3/4$ | RAIL 2 $1/4$ | RAIL 2 $7/8$ |
|--|-----------------|-----------------|-----------------|
| Ply $1/4$ | | | |
| P01 | $4 \frac{1}{4}$ | $5 \frac{1}{4}$ | $6 \frac{1}{2}$ |
| Solid panel $3/8$ | | | |
| S01 - S02 - S07 - S08 | $5 \frac{1}{8}$ | $6 \frac{1}{8}$ | $7 \frac{3}{8}$ |
| Solid panel $1/2$ or $5/8$ | | | |
| S03 - S04 - S05 - S09 S12 - S14 - S15 | $6 \frac{5}{8}$ | $7 \frac{5}{8}$ | $8 \frac{7}{8}$ |
| S13 - S16 | $7 \frac{1}{8}$ | $7 \frac{5}{8}$ | $8 \frac{7}{8}$ |


Door thickness by series

| SPECIES | SERIES | THICKNESS |
|---------|--------------|-----------|
| Wood | ML - GL - SH | $3/4$ |
| MDF | SH - GL | $13/16^*$ |

* Standard $13/16$. Available in $11/16$ upon request.

➤ CENTER PANEL

P01 : Ply panel 1/4



S01 : Solid panel 3/8



S02 : Grooved solid panel 3/8



S03 : Solid panel 5/8



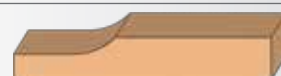
S04 : Solid panel 5/8



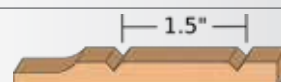
S05 : Solid panel 5/8



S07 : Solid panel 3/8



S08 : Grooved solid panel 3/8



S09 : Solid panel 1/2



S12 : Solid panel 5/8



S13 : Solid panel 5/8



S14 : Solid panel 5/8



S15 : Solid panel 5/8



S16 : Solid panel 5/8



➤ EDGE PROFILES *A and B available at no charge



A



B



C



D



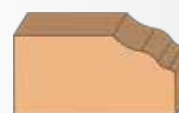
E



H



I



J

SH Series



> CABINET DOORS



SH - 101
90° Assembly
Mullion 4 tiles



SH - 103
90° Assembly



SH - 104
90° Assembly
Arched top



SH - 106
45° Assembly



SH - 107
45° Assembly
Mullion 4 tiles



SH - 109
90° Assembly
Cathedral top



SH - 111
45° Assembly



SH - 112
90° Assembly

> SHAKER DOOR

SH : Shaker

3/8"



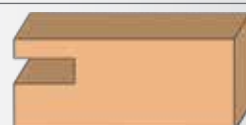
SHC : centered shaker, 3/8 or 1/4 center only

1/4



SHI : Inverted shaker, 3/8 or 1/4 center only

1/8



SV : Shaker (V-Groove)



*«X» Groove for paint available

> APPLIED MOLDING FOR SHAKER (SH)

A01 : Compatible with center : P01 - S01 - S12 - S14



A02 : Compatible with center : P01 - S01 - S12 - S14



A03 : Compatible with center : P01 - S01 - S12 - S14



GL Series

> CABINET DOORS



GL - 101
90° Assembly
Mullion 4 tiles



GL - 104
90° Assembly
Arched top
5/8 center panel



GL - 109
90° Assembly
Cathedral top
5/8 center panel




GL - 110
90° Assembly



GL - 112
90° Assembly
5/8 center panel

> INSIDE RAIL PROFILED DOORS

GL-01 : Inside rail profile 01



GL-02 : Inside rail profile 02



GL-03 : Inside rail profile 03



GL-04 : Inside rail profile 04



ML Series

> CABINET DOORS



ML - 100
45° Assembly
Mullion 1 tiles



ML - 101
45° Assembly
5/8 center panel



ML - 102
45° Assembly
Mullion 4 tiles

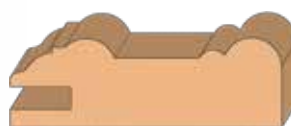
> MITERED DOORS (45° ASSEMBLY)



ML 01




ML 02



ML 03



ML 04



ML 05



ML 06



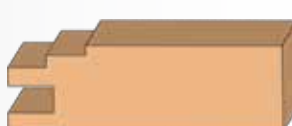
ML 07



ML 08



ML 13



ML 14

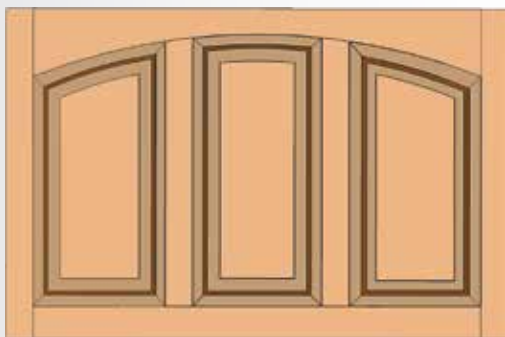


ML 15

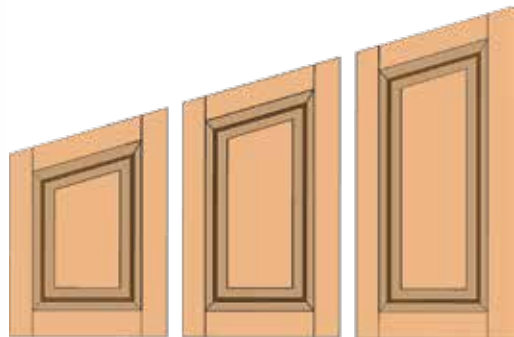
SPECIAL PRODUCTS



> ISLAND BOTTOM



Stove hood facing



Angled facing

> VALENCES (5 pieces)



V1



V2



V3




V4




V5

To insure precision, it is recommended a technical drawing be supplied for these items. For all other special product needs, a drawing is required in order to quote.

> WINE BOTTLE RACKS



RV-01



RV-02



RV-03

A height of 48 inches and a width of 30 inches are the maximum dimensions for all the items in this section. The number of wine bottle spaces is determined by the layout ordered.

> VALENCE



V-100



V-101



V-102



V-103

> FLUTED FILLER



DD01



DD02



DD03



QUALITY

Description details

> QUALITY

Premium (Price list)

Colour matching (frame and central panel)

Sanding (cross-grain), two sides

Recommended for natural finish, light or dark stain, opaque and/or glazed finishes

Select (Price list -2%)

Colour matching (frame only)

"Mineral" streaks and slight imperfections accepted on the back and on side edges

Sanding (cross-grain), two sides

Recommended for dark stain, opaque and/or glazed finishes

Regular (Price list -5%)

No colour matching

"Mineral" streaks, small knots (pin knots), and slight imperfections on both sides

Sanding (cross-grain), two sides

Recommended for opaque and/or glazed finishes only

DOVETAIL DRAWERS

Wood species



> Maple



> Birch



> Walnut



> Cherry

> DOVETAIL DRAWERS

Dovetail assembly

Up to 14" in height

Sides thickness of 5/8"

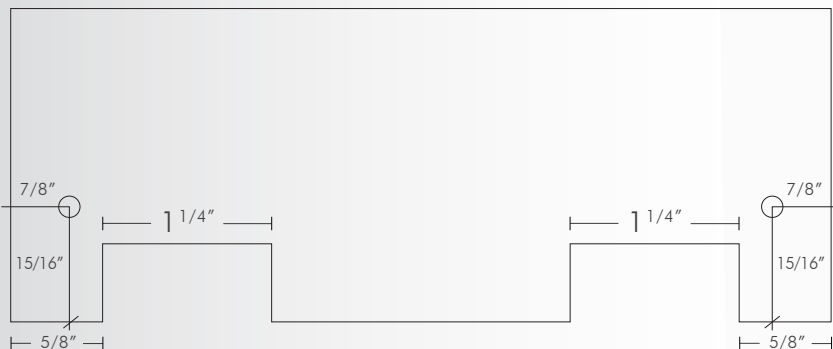
Groove positioned at 1/2" from bottom

Bottom made of 1/4" ply

No minimum quantity required

For Hettich Quadro slides*

50% sheen finish also available



*also compatible with other popular brand slides.



WARRANTY

➤ THE EXCELBOIS WARRANTY, FOR YOUR PROTECTION AND TOTAL SATISFACTION !

Excelbois guarantees that each component delivered to your premises complies with the previously established and accepted quality criteria.

Excelbois guarantees that it will replace all products containing manufacturing or material defects for a period of one year following delivery. To take advantage of this warranty, the following points must be complied with:

- You must sign the bill of lading. If the packaging appears to be damaged, the necessary information must immediately be noted on the bill of lading (Shipment status, number of damaged boxes, etc.). Have the driver sign this report.
- You must inspect the goods upon receipt.
- You will have 24 hours to report any damages, incomplete delivery or non-compliances. You may be requested to provide digital photos.
- You must request an authorization number prior to returning the merchandise in its original packaging.
- In order to receive a credit, the defective parts must be returned at our expense within 10 days of their receipt, unless otherwise specified.
- The delivered components must be finished (painted, varnished, lacquered) within a maximum period of three weeks. We shall not be held responsible for environmental conditions which may affect the product before a protective finish can be applied. Excelbois shall also not be held liable for any damages caused by improper handling, usage or installation.
- Excelbois shall limit its warranty to the replacement of products as ordered as well as to transportation fees for delivery to point of origin of the order. Excelbois shall not incur any costs related to the finish, installation, repair, transportation fees and labour associated with the sale of our product.

As wood is a natural product which is subject to certain variations caused by environmental conditions, the following restrictions must be complied with to be able to enforce the warranty:

- Doors, frames or architectural panels exceeding 42 inches in height must automatically include a central crossbeam. These panels may warp up to as much as 1/4" under normal conditions.
- Doors, frames or architectural panels exceeding 24 inches in width must automatically include a central post.
- This warranty shall not cover any joint lines which may appear should the product be finished with opaque colours.
- Considering the variations in humidity, joint lines may expand up to as much as 0.010 inches.
- The warranty shall only be valid if the products have been kept under environmentally controlled conditions following installation, with relative humidity levels ranging between 35 and 60 percent.
- Excelbois is not accountable for defects caused by an inadequate storage or a bad handling of the product.

This image shows a single sheet of white paper with horizontal ruling lines. The lines are evenly spaced and run across the width of the page. There is no text or other markings on the paper.


[illegible]



VISIT OUR WEBSITE AT
www.excelbois.ca

To order online and discover our products offerings.

Our achievements... your imagination!





DISTRIBUTED BY :



| | |
|---------------|----------------|
| Brampton | 1.800.268.1716 |
| Saint-Laurent | 1.800.363.0562 |
| Québec | 1.800.361.2879 |
| Ottawa | 1.800.267.2354 |
| Peterborough | 1.800.461.1944 |
| Dartmouth | 1.800.565.7200 |
| Moncton | 1.800.561.7199 |
| Winnipeg | 1.888.632.1161 |

Visit our website at :
www.robertbury.com

Excelbois
 Cabinet Doors and Components



www.excelbois.ca